

Nutzungsanleitung für den Fernzugriff über Shibboleth am Beispiel von SpringerLink

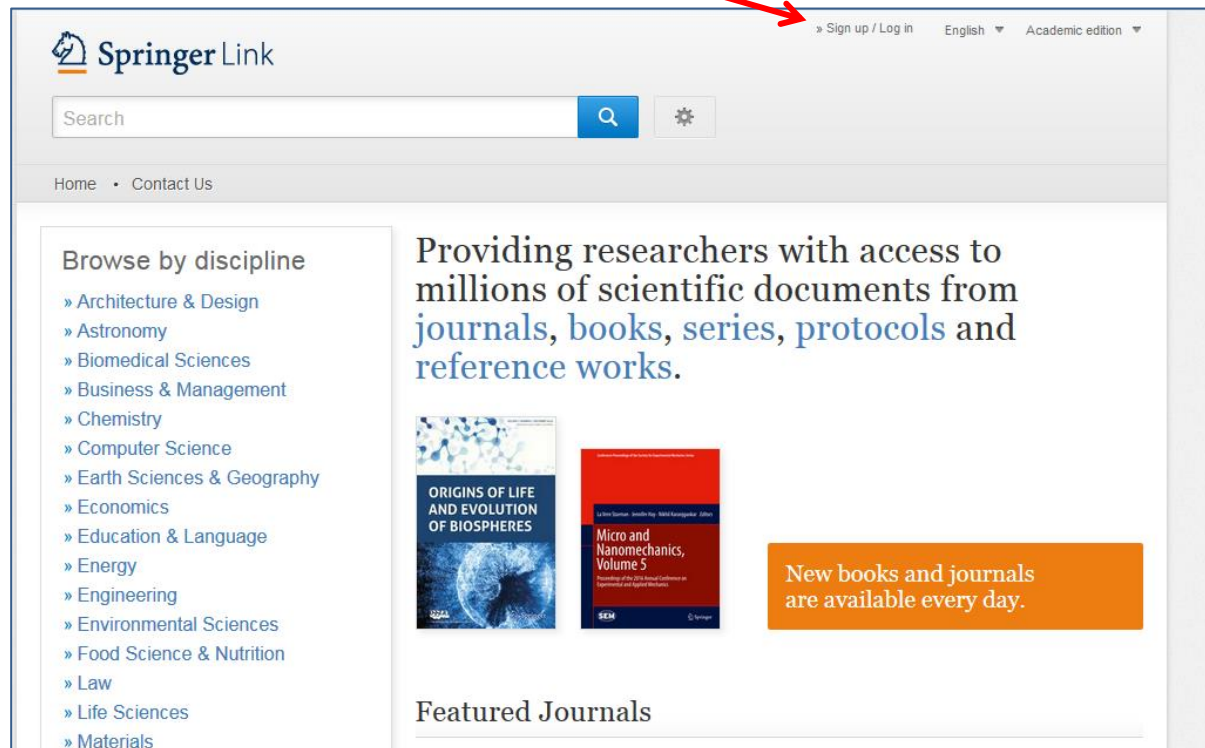
Die Anleitung funktioniert bei anderen Verlagen entsprechend.
Ggf. müssen Sie dort vorher noch die Region „German Higher Education DFN-AAI auswählen“

Sie müssen sich nur einmalig bei einem shibbolethfähigen Anbieter einloggen. Das Login gilt dann auch für andere Verlage. (Single-SignOn).

Logout

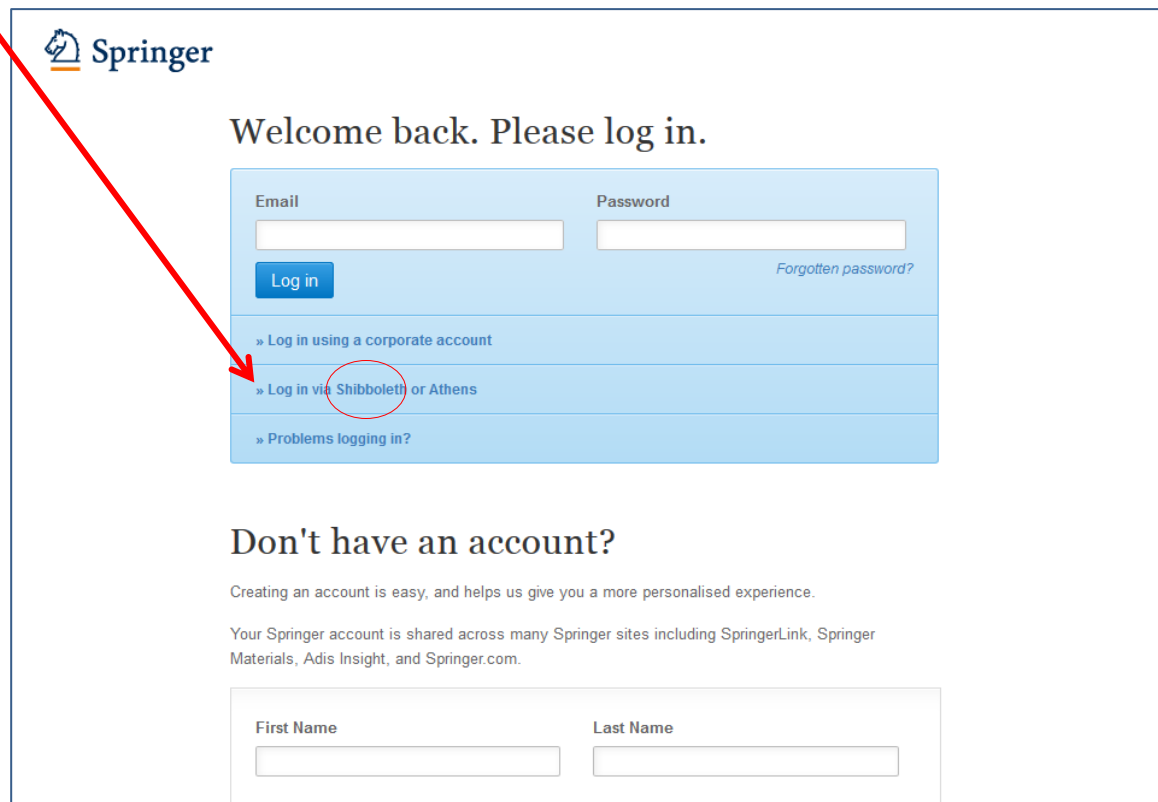
Shibboleth ermöglicht zur Zeit keinen Single-Logout. Wenn Sie shibboleth-gesicherte Dienste von öffentlichen Terminals - beispielsweise Internet-Cafes - nutzen, löschen Sie im Browser Ihre privaten Daten (Cookies) und damit Ihren Shibboleth-Sitzungsschlüssel.

1. Bitte klicken Sie auf „Sign up/Login“



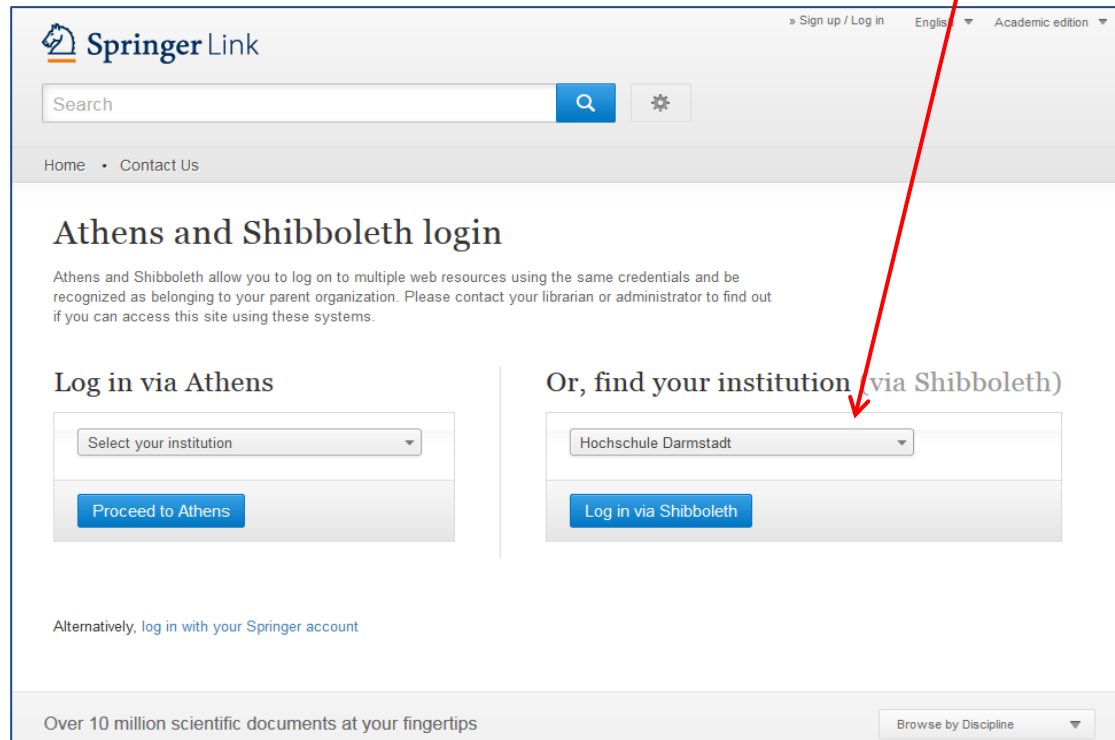
The screenshot shows the Springer Link website interface. At the top right, there is a navigation bar with the following elements: a red arrow pointing to the text « Sign up / Log in », a language dropdown menu set to 'English', and an 'Academic edition' dropdown menu. Below the navigation bar is a search bar with the placeholder text 'Search', a magnifying glass icon, and a settings gear icon. Underneath the search bar, there are links for 'Home' and 'Contact Us'. The main content area is divided into two columns. The left column is titled 'Browse by discipline' and lists various scientific fields with expandable arrows: Architecture & Design, Astronomy, Biomedical Sciences, Business & Management, Chemistry, Computer Science, Earth Sciences & Geography, Economics, Education & Language, Energy, Engineering, Environmental Sciences, Food Science & Nutrition, Law, Life Sciences, and Materials. The right column features a large heading: 'Providing researchers with access to millions of scientific documents from journals, books, series, protocols and reference works.' Below this heading are two book covers: 'ORIGINS OF LIFE AND EVOLUTION OF BIOSPHERES' and 'Micro and Nanomechanics, Volume 5'. To the right of the book covers is an orange box with the text 'New books and journals are available every day.' At the bottom of the right column, there is a section titled 'Featured Journals'.

2. Bitte klicken Sie auf „Log in via Shibboleth or Athens“




The image shows a screenshot of the Springer login page. At the top left is the Springer logo. Below it, the text reads "Welcome back. Please log in." There is a login form with two input fields: "Email" and "Password". Below the "Email" field is a blue "Log in" button. To the right of the "Password" field is a link that says "Forgotten password?". Below the login form are four links: "» Log in using a corporate account", "» Log in via Shibboleth or Athens", and "» Problems logging in?". A red arrow points from the instruction above to the "Log in via Shibboleth or Athens" link, which is also circled in red. Below the login form is a section titled "Don't have an account?" with the text "Creating an account is easy, and helps us give you a more personalised experience." and "Your Springer account is shared across many Springer sites including SpringerLink, Springer Materials, Adis Insight, and Springer.com." At the bottom of this section are two input fields: "First Name" and "Last Name".

3. Bitte wählen Sie unter „Or, find your institution (via Shibboleth)“ den Eintrag für die Hochschule Darmstadt aus.



The screenshot shows the Springer Link login page. At the top, there is a search bar and navigation links for 'Sign up / Log in', 'English', and 'Academic edition'. Below the search bar, there are links for 'Home' and 'Contact Us'. The main heading is 'Athens and Shibboleth login', followed by a paragraph explaining that these systems allow logging into multiple web resources with the same credentials. There are two main login sections: 'Log in via Athens' and 'Or, find your institution (via Shibboleth)'. The 'Log in via Athens' section has a dropdown menu labeled 'Select your institution' and a 'Proceed to Athens' button. The 'Or, find your institution (via Shibboleth)' section has a dropdown menu with 'Hochschule Darmstadt' selected and a 'Log in via Shibboleth' button. A red arrow points to the 'Hochschule Darmstadt' dropdown menu. At the bottom, there is a link for 'Alternatively, log in with your Springer account' and a footer with 'Over 10 million scientific documents at your fingertips' and a 'Browse by Discipline' dropdown menu.

4. Bitte loggen Sie sich mit Ihren Shibboleth-Zugangsdaten (Hochschul-ID, Studierenden oder Beschäftigten Account) ein.



h_da
HOCHSCHULE DARMSTADT
UNIVERSITY OF APPLIED SCIENCES
IT-DIENSTE UND -ANWENDUNGEN

Am h_da Shibboleth Service anmelden

Service Springer SBM

h_da Benutzer-ID

h_da Kennwort

5. Am eingeblendeten Logo erkennen Sie, dass Sie nun für die Nutzung der Volltexte auf SpringerLink authentifiziert sind.

The screenshot shows the SpringerLink website interface. At the top right, there are links for "Sign up / Log in", "English", and "Academic edition". Below these, a red arrow points to a small logo in the top right corner, which is circled in red. The logo consists of the h_da logo and the text "HOCHSCHULE DARMSTADT UNIVERSITY OF APPLIED SCIENCES" and "bib" and "BIBLIOTHEK". Below the navigation bar, there is a search bar and a settings icon. The main content area features a "Browse by discipline" list on the left, a central banner with the text "Providing researchers with access to millions of scientific documents from journals, books, series, protocols and reference works." and two book covers, and a "Featured Journals" section at the bottom with four journal covers.